



TEXAS
Health and Human
Services

Welcome Nursing Facility Providers!

**COVID-19 Updates and Q&A with LTC
Regulation and DSHS
July 02, 2020**

For more information:

Web: <https://hhs.texas.gov/services/health/coronavirus-covid-19/coronavirus-covid-19-provider-information>

Email: PolicyRulesTraining@hhsc.state.tx.us

Phone: 512-438-3161

COVID-19 Q&A

Panelist

Cecilia Cavuto, MSML
NF, ICF & LSC Policy and Rule Manager
Policy, Rules and Training
Long-term Care Regulation

- Introduction and overview
- Reminders and updates



TEXAS
Health and Human
Services

Reminder

Attending NF Provider Webinars

Webinars are put together to help keep you up to date on the latest guidance and resources related to COVID-19.

These weekly webinars also give you a chance to ask your questions and hear questions from other providers.

Attendance stats:

April Highest: **1081** Attendees

May Highest: **615** Attendees

June Highest: **490** Attendees

Lowest Recent: **346** Attendees



TEXAS
Health and Human
Services

Reminder

Sign-up for Gov Delivery To sign-up for Alerts:

- Go to:
<https://service.govdelivery.com/accounts/TXHHSC/subscriber/new>
- Enter your email address.
- Confirm your email address, select your delivery preference, and submit a password if you want one.
- Select your topics.
- When done click "Submit."



TEXAS
Health and Human
Services

Update

Governor Abbott, HHSC Announced \$9 Million for NF Infection Control Projects to Prevent COVID-19

Applications may be submitted July 1st – August 30th

Approved providers will be eligible to receive funds for infection control resources, including:

- Thermometers and temperature scanning equipment for staff and residents
- Decontamination and disinfecting systems
- Plexiglass barriers or portable walls to ensure social distancing and droplet protection
- N95 fit-test equipment
- Microbe-resistant flooring and wall coverings

For more details on how to apply, visit the [Texas HHS website](#).



TEXAS
Health and Human
Services

Update

For your awareness:

Surge in the following counties

- Bexar County
- Harris County
- Tarrant County
- Travis County

Heightened awareness and extra caution is needed.



TEXAS
Health and Human
Services

Reminder

Rapid Detection is Critical - Rapid Assessment Quick Response Forces (RA-QRF) can help

To request RA-QRF assistance, contact the LTCR Associate Commissioner.

HHSC and DSHS will coordinate and deploy a RA-QRF team to:

- provide initial triage,
- site assessment,
- review of the facility's policies and procedures, PPE and infection control guidelines,
- provide recommendations to help reduce the spread of COVID-19,
- provide COVID-19 testing for residents and staff,
- provide immediate on- site training recommendations and PPE education.



TEXAS
Health and Human
Services

Reminder

Infection Control is Critical

- Limit and monitor points of entry
- Screen everyone entering the facility for signs and symptoms of COVID-19
- Wear masks
- Use proper hand hygiene
- Use alcohol-based hand sanitizer (ABHS)
- Aggressively clean/disinfect the facility
- Use telehealth options when possible
- Encourage physical distancing



TEXAS
Health and Human
Services



TEXAS
Health and Human
Services

Reminder

Resources to obtain PPE:

- Normal supply chain of contracted and available vendors
- Sister facilities
- Local Partners or stakeholders
- Healthcare Coalitions
- Public Health Regions
- [Local Regional Advisory Councils TRAC](#)
- Texas Division of Emergency Management (TDEM)

Continued



PPE continued...

COVID-19 Negative NFs, be prepared:

- Have two weeks of PPE supplies on hand in case of outbreak
- To use PPE as necessary to conserve

For unknown COVID-19 status:

Use all CDC recommended PPE, including

- Mask
- Gloves
- Gown
- Eye protection



TEXAS
Health and Human
Services

Donning & Doffing PPE

CDC: Using PPE

<https://www.cdc.gov/coronavirus/2019-ncov/hcp/using-ppe.html>

PPE Sequence

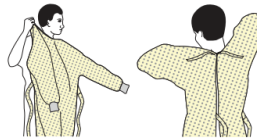
<https://www.cdc.gov/hai/pdfs/ppe/ppe-sequence.pdf>

SEQUENCE FOR PUTTING ON PERSONAL PROTECTIVE EQUIPMENT (PPE)

The type of PPE used will vary based on the level of precautions required, such as standard and contact, droplet or airborne infection isolation precautions. The procedure for putting on and removing PPE should be tailored to the specific type of PPE.

1. GOWN

- Fully cover torso from neck to knees, arms to end of wrists, and wrap around the back
- Fasten in back of neck and waist



2. MASK OR RESPIRATOR

- Secure ties or elastic bands at middle of head and neck
- Fit flexible band to nose bridge
- Fit snug to face and below chin
- Fit-check respirator



3. GOGGLES OR FACE SHIELD

- Place over face and eyes and adjust to fit

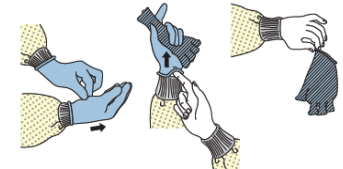


HOW TO SAFELY REMOVE PERSONAL PROTECTIVE EQUIPMENT (PPE) EXAMPLE 1

There are a variety of ways to safely remove PPE without contaminating your clothing, skin, or mucous membranes with potentially infectious materials. Here is one example. **Remove all PPE before exiting the patient room** except a respirator, if worn. Remove the respirator **after** leaving the patient room and closing the door. Remove PPE in the following sequence:

1. GLOVES

- Outside of gloves are contaminated!
- If your hands get contaminated during glove removal, immediately wash your hands or use an alcohol-based hand sanitizer
- Using a gloved hand, grasp the palm area of the other gloved hand and peel off first glove
- Hold removed glove in gloved hand
- Slide fingers of ungloved hand under remaining glove at wrist and peel off second glove over first glove
- Discard gloves in a waste container



2. GOGGLES OR FACE SHIELD

- Outside of goggles or face shield are contaminated!
- If your hands get contaminated during goggle or face shield removal, immediately wash your hands or use an alcohol-based hand sanitizer
- Remove goggles or face shield from the back by lifting head band or ear pieces
- If the item is reusable, place in designated receptacle for reprocessing. Otherwise, discard in a waste container



3. GOWN

- Gown front and sleeves are contaminated!
- If your hands get contaminated during gown removal, immediately wash your hands or use an alcohol-based hand sanitizer
- Unfasten gown ties, taking care that sleeves don't contact your body when reaching for ties
- Pull gown away from neck and shoulders, touching inside of gown only
- Turn gown inside out
- Fold or roll into a bundle and discard in a waste container





TEXAS
Health and Human
Services

Donning PPE Video

CDC: Demonstration of Donning PPE Video

<https://youtu.be/of73FN086E8>



Doffing PPE Video



TEXAS
Health and Human
Services

CDC: Demonstration of Doffing PPE Video

<https://www.youtube.com/watch?v=PQxOc13DxvQ>






Respirator Masks

- ✓ Cover the front of the respirator with both hands, being careful not to disturb the position of the respirator

Positive seal check – Exhale sharply
Positive pressure inside = no leakage

Negative seal check – Inhale deeply
Negative pressure inside = no leakage



- ✓ If leakage, adjust the position and/or tension straps. Retest the seal. Repeat the steps until the respirator is secured properly



TEXAS
Health and Human
Services

Respirator Continued

Considerations:

Fit testing

- [Fit testing kits](#)

Mask availability and optimization

- For care of residents with unknown COVID-19 status and COVID-19 positive cases, use N95 masks when possible
- Conserve N95 masks when COVID-19 is not present

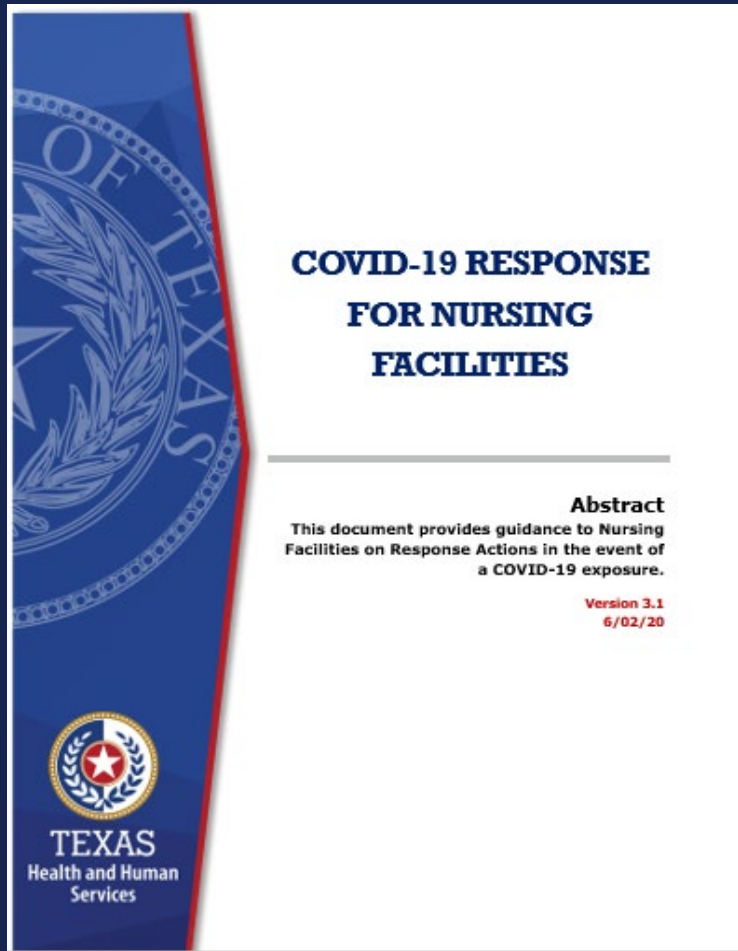
Please read and review frequently.

Keep a copy on hand.

COVID-19 Response for Nursing Facilities



TEXAS
Health and Human
Services



**COVID-19 RESPONSE
FOR NURSING
FACILITIES**

Abstract

This document provides guidance to Nursing Facilities on Response Actions in the event of a COVID-19 exposure.

Version 3.1
6/02/20

Reminder

Rapid Mitigation is Critical

- Quick to cohort, isolate, monitor
- Ensure protocols are on hand for assessments, expectations at the bedside for someone who is COVID +,
- Ensure baselines for each resident are well documented and available for all staff;
- Ensure there is medical oversight;
- Ensure families are kept informed of someone's status.

Continued



TEXAS
Health and Human
Services



TEXAS
Health and Human
Services

Rapid Mitigation

Rapid Mitigation is Critical

- Ensure testing is conducted quickly
- Ensure [contact tracing](#) is done quickly



TEXAS
Health and Human
Services

Comprehensive Mitigation Plans

Address specific level of infection in each facility

Include specific actions including:

- Appropriate/designated staff
- Isolate COVID-19 positive residents
- Communicate with residents, staff and family
- Implement cleaning and disinfecting techniques

PPE Infection Control Basics Webinar

The webinar emphasizes how to prevent or minimize the spread of infectious disease by using PPE. During this webinar you will:

- Review standard and transmission-based precautions
 - Learn proper hand hygiene techniques
 - Demonstrate how to utilize PPE
 - Discuss the importance of social distancing in an outbreak situation
-
- July 10: 3:00 p.m.
[Register for the webinar here.](#)
 - July 17: 10:00 a.m.
[Register for the webinar here.](#)
 - July 24: 3:00 p.m.
[Register for the webinar here.](#)
 - July 31: 10:00 a.m.
[Register for the webinar here.](#)



TEXAS
Health and Human
Services

Emergency Preparedness for Long Term Care Facilities Webinars

- July 06: 1:00 p.m.
[Register for the webinar here.](#)
- July 14: 9:00 a.m.
[Register for the webinar here.](#)
- July 23: 1:00 p.m.
[Register for the webinar here.](#)
- July 27: 9:00 a.m.
[Register for the webinar here.](#)
- July 29: 1:00 p.m.
[Register for the webinar here.](#)



TEXAS
Health and Human
Services

Update

Reopening Plans

We are still actively working on plans to ease some of the current visitor restrictions - in phases, while still prioritizing safety. While we don't have a definite date at this time, we will get this guidance out as soon as we can.



TEXAS
Health and Human
Services

COVID-19 Q&A

Panelist

Michelle Dionne-Vahalik, DNP, RN
Associate Commissioner
Long-term Care Regulation



TEXAS
Health and Human
Services

- Updates

COVID-19 Q&A

Panelist

Renee Blanch-Haley, BSN, RN
Director of Survey Operations
Long-term Care Regulation

- Updates



TEXAS
Health and Human
Services

COVID-19 Q&A

Panelist

Michael Gayle
Deputy Associate Commissioner of Policy,
Rules, and Training
Regulatory Services Division – Long Term
Care Regulation
Health & Human Services Commission



TEXAS
Health and Human
Services

-
- Updates

COVID-19 Q&A

Panelist

Susan Purcell, BS, RN, CPHQ

Project Director/Regional Task Lead –
Nursing Home Quality Improvement

TMF Health Quality Institute, the CMS-
designated Quality Improvement Network –
Quality Improvement Organization (QIN-
QIO) for Texas, Arkansas, Mississippi,
Nebraska, Puerto Rico, and US Virgin Islands



TEXAS
Health and Human
Services

COVID-19 Q&A

Panelist

Patty Ducayet
State Long-Term Care Ombudsman
Telework phone: 737-704-9075

https://apps.hhs.texas.gov/news_info/ombudsman/



Statewide Intake for an LTC Ombudsman:
800-252-2412 or ltc.ombudsman@hhsc.state.tx.us

<https://www.facebook.com/texasltcombudsman?fref=ts>

Hosting weekly 30 min. Facebook Live events to answer questions from family members of LTC residents every Wed. at 12:15p



TEXAS
Health and Human
Services

COVID-19 Q&A

Panelist

David Gruber

Associate Commissioner for Regional and
Local Health Operations
DSHS



TEXAS
Health and Human
Services

-
- Updates
 - Answers to questions from last week

COVID-19 Q&A

Question:

Does the person conducting screening at a nursing facility (NF) need to be in full PPE?



TEXAS
Health and Human
Services

COVID-19 Q&A

Question:

What is the definition of exposure?



TEXAS
Health and Human
Services

COVID-19 Q&A

Question:

Do residents who have a change in condition such as a fever, diarrhea and headache need to be quarantined even though they have previously been positive and subsequently tested negative 2x?



TEXAS
Health and Human
Services

COVID-19 Q&A

Question:

If we have residents who were recently placed on a 14-day isolation after an ER visit (before the guidance changed) and they did not stay overnight, are we able to place them back in their original rooms or do they need to stay in quarantine now since they've been in that area already?



TEXAS
Health and Human
Services

COVID-19 Q&A

Panelist

Cecilia Cavuto, MSML
NF, ICF & LSC Policy and Rule Manager
Policy, Rules and Training
Long-term Care Regulation

- Questions and Answers from the week



TEXAS
Health and Human
Services

COVID-19 Q&A

Question:

How can a facility disinfect shoes instead of using shoe covers?

Response:

Per the CDC “To disinfect your shoes, sit down in the clean chair. This will be designated as the clean chair. Once you’re sitting down, use the EPA-registered disinfectant wipes to thoroughly disinfect all the surfaces of your shoes, moving from top to bottom and including the soles. Be sure not to touch your ankles.”

You can find a video of how to do this on the [CDC website](#).



TEXAS
Health and Human
Services



TEXAS
Health and Human
Services

Questions?

For more information:

Web: <https://hhs.texas.gov/services/health/coronavirus-covid-19/coronavirus-covid-19-provider-information>

Email: PolicyRulesTraining@hhsc.state.tx.us

Phone: 512-438-3161



TEXAS
Health and Human
Services

Thank you!

For more information:

Web: <https://hhs.texas.gov/services/health/coronavirus-covid-19/coronavirus-covid-19-provider-information>

Email: PolicyRulesTraining@hhsc.state.tx.us

Phone: 512-438-3161