

Presentation Outline

1. Why Measure Work Motivation?
2. Overview of Texas and Minnesota Models
3. Characteristics of Texas and Minnesota Enrolled Population
4. Motivation to Work Scale
 1. Background to Motivation to Work
 2. Motivation to Work Dimensions
5. Summary



The Addiction Research Institute
of the Center for Social Work Research
The University of Texas at Austin



Why Measure Work Motivation?

- DMIE interventions focus on health and keeping people employed. The DMIE is leveraging people's “strengths” rather than treating “deficits”
- Important to examine work motivation & attachment to work as variables potentially associated with the decision to apply for SSDI
- Hypothesis: Attachment to work and staying employed is a protective factor in managing mental and physical illness and remaining independent





Overview of Texas and Minnesota Models

Texas Program

- Target Population: Individuals with serious mental illness or behavioral health with physical health illness working at least 40 hours/month
- Intervention:
 - Enhanced health benefits
 - Improved access to services
 - Case management services
 - Employment support services



The Addiction Research Institute
of the Center for Social Work Research
The University of Texas at Austin



The LEWIN GROUP
an INGENIX company



Minnesota Department of Human Services

Minnesota Population and Intervention

- Target Population: Individuals with serious mental illness working at least 40 hours/month
- Intervention:
 - Health care services (MA benefit set)
 - Wellness Employment Navigator Services
 - Employee Assistance Program and other employment support services
 - Peer-Facilitated Services (Wellness Recovery Action Plan)



The Addiction Research Institute
of the Center for Social Work Research
The University of Texas at Austin



The LEWIN GROUP
an INGENIX company



Minnesota Department of Human Services



Characteristics of Texas and Minnesota Enrolled Population

Sample Size

- Texas Sample:
 - 1271 used for analysis as of March 25
 - 1445 currently enrolled
- Minnesota Sample: 962 (as of April 7)



The Addiction Research Institute
of the Center for Social Work Research
The University of Texas at Austin

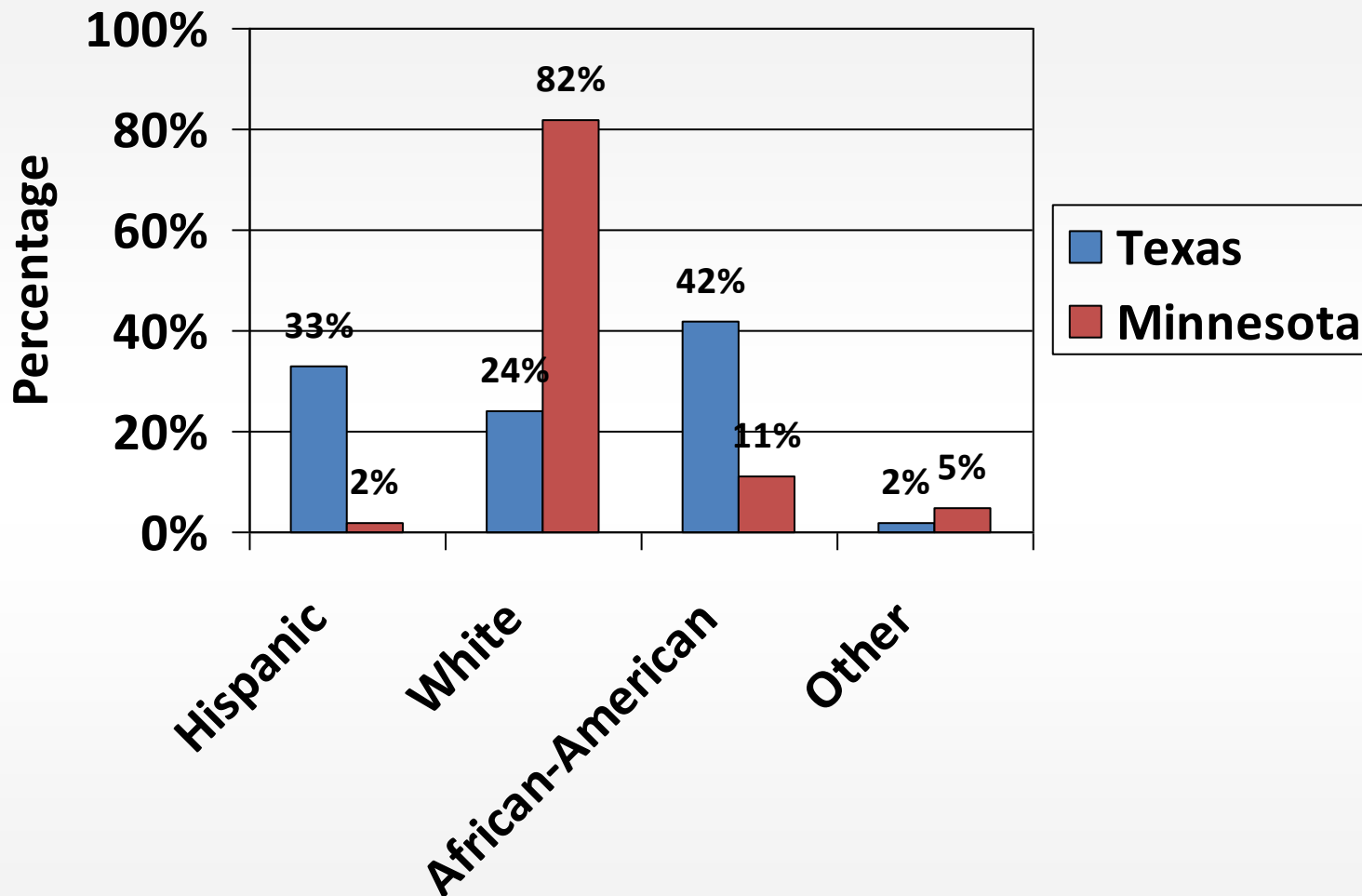


The **LEWIN GROUP**
an **INGENIX**.company



Minnesota Department of **Human Services**

State Comparison: Race/Ethnicity



The Addiction Research Institute
of the Center for Social Work Research
The University of Texas at Austin

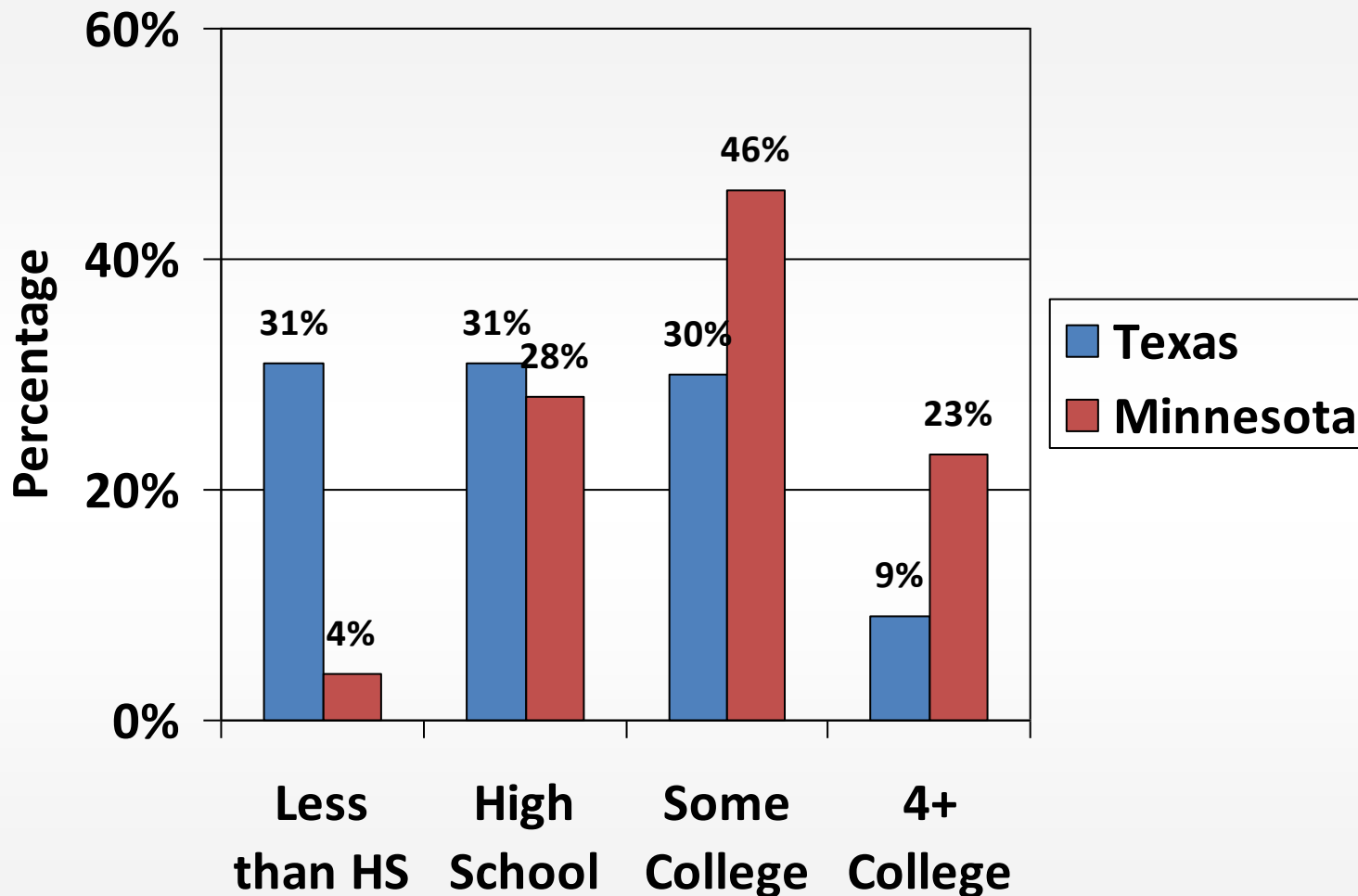


The LEWIN GROUP
an INGENIX company



Minnesota Department of Human Services

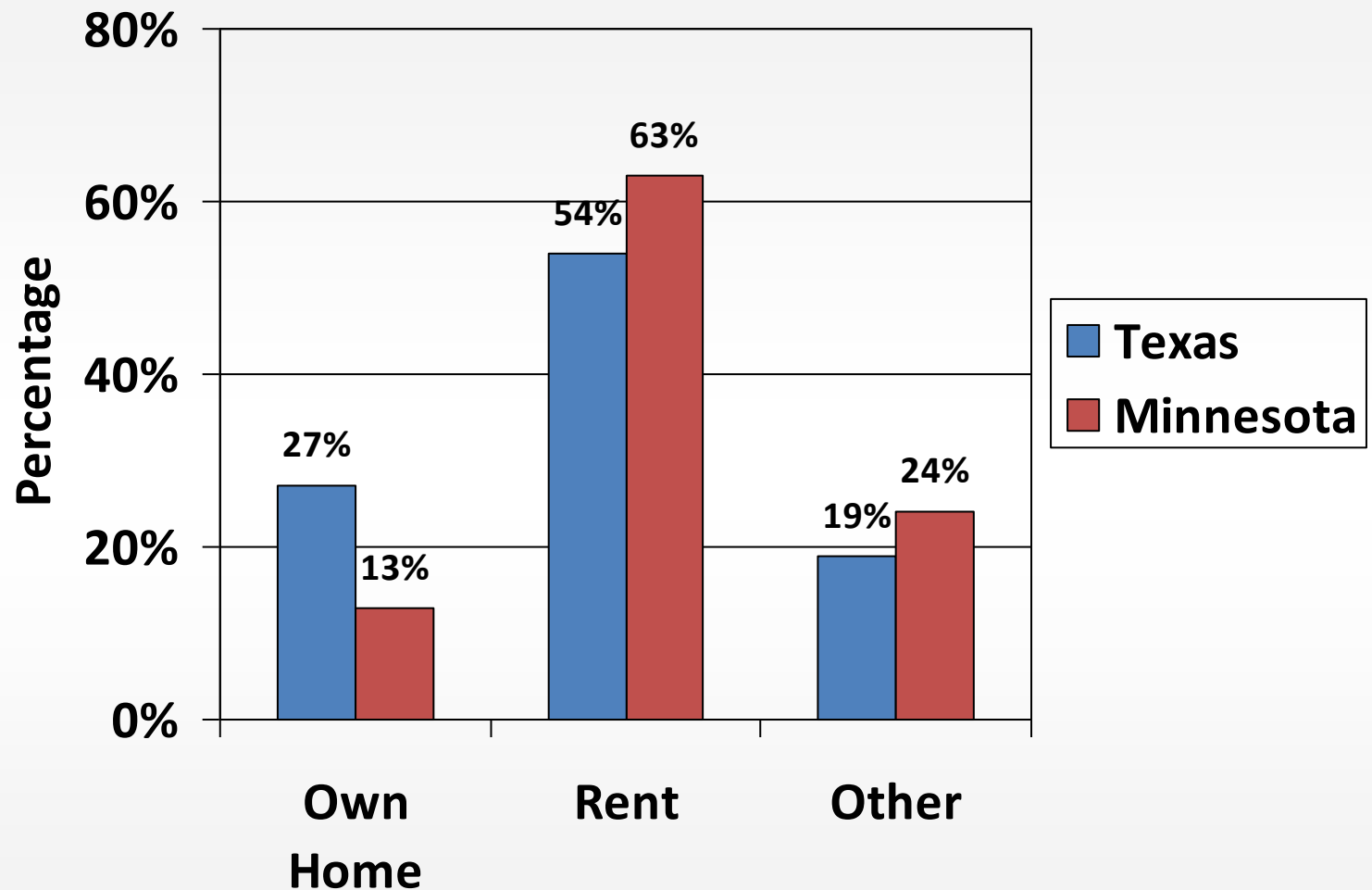
State Comparison: Education



The Addiction Research Institute
of the Center for Social Work Research
The University of Texas at Austin



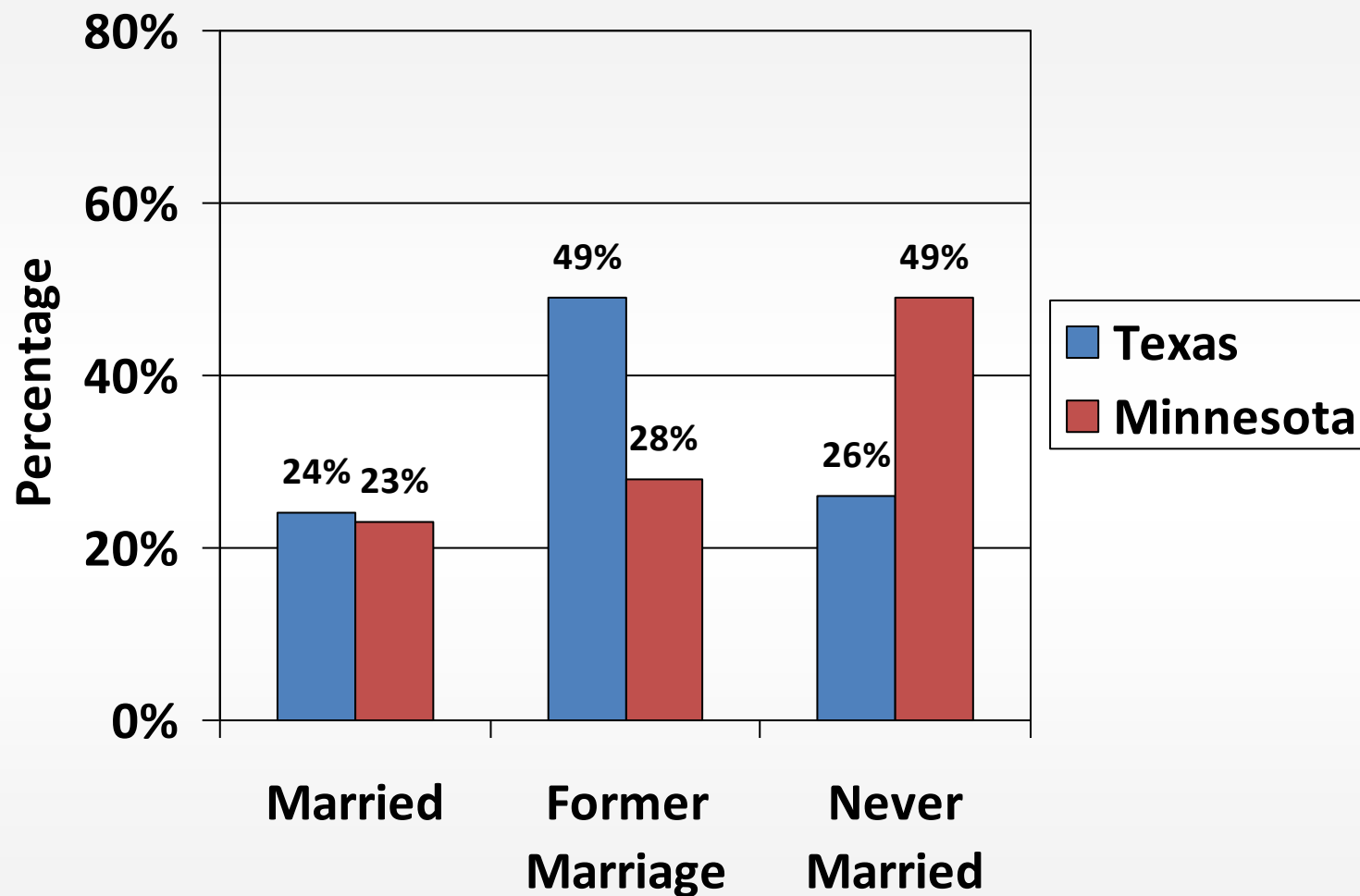
State Comparison: Housing Status



The Addiction Research Institute
of the Center for Social Work Research
The University of Texas at Austin



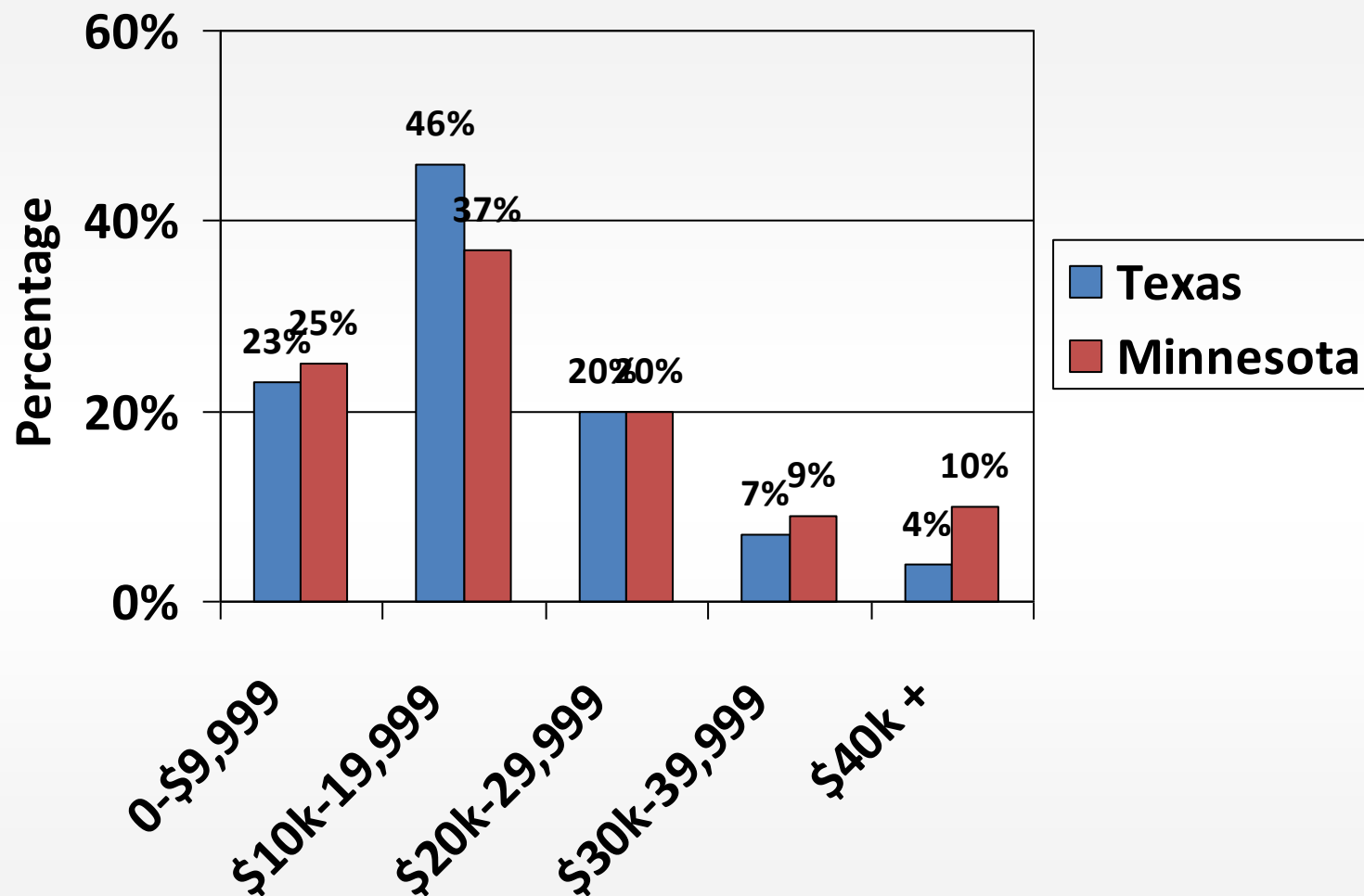
State Comparison: Marital Status



The Addiction Research Institute
of the Center for Social Work Research
The University of Texas at Austin



State Comparison: Income



The Addiction Research Institute
of the Center for Social Work Research
The University of Texas at Austin



TEXAS
Department of State Health Services

The LEWIN GROUP
an INGENIX company



Minnesota Department of Human Services

Further income breakdown for Texas

	Intervention Group
Average annual HH income*	\$17,417
Average Household size	3.24
Percent of Poverty (cumulative)**	
100	59%
150	81%
200	90%

*Excludes outliers

**Based on those whose income was known



The Addiction Research Institute
of the Center for Social Work Research
The University of Texas at Austin



Minnesota Department of **Human Services**

State Comparison: SF12 and Age

	Texas Mean	Minnesota Mean
Age	47.4	39.3
SF12-Physical	37.8	47.2
SF12-Mental	49.3	35.6



The Addiction Research Institute
of the Center for Social Work Research
The University of Texas at Austin



TEXAS
Department of State Health Services

The LEWIN GROUP
an INGENIX company



Minnesota Department of Human Services

The background of the slide features several faint, light-brown silhouettes of people in various poses, suggesting a professional or social gathering. These silhouettes are scattered across the page, with some appearing larger and more prominent than others.

Work Motivation

Motivation to Work Items

- 18-item scale adapted from SAMHSA's Center on Mental Health Services (CMHS) Employment Intervention Demonstration Program (EIDP)
- Rated on 4-point scale (disagree to strongly agree)
- Items were combined into 4 dimensions:
 - Positive Work Impact
 - Negative Work Impact
 - Positive Work Goals
 - Future Work Expectations



Motivation to Work Dimensions

Analyses of Texas and Minnesota participant responses to the motivation to work survey identified 4 groups (dimensions) of items that fit together

Dimension	Example of Survey Question
1. Positive Work Impact-	<i>“Work helps me maintain my wellness”</i>
2. Negative Work Impact-	<i>“I feel I have to work because it is expected of me, and not because I really want to”</i>
3. Positive Work Goals-	<i>“Working is a way for me to stay independent”</i>
4. Future Work Expectations-	<i>“I see myself holding a paying job in the next year”</i>



Motivation to Work State Comparisons

Percentages represent those who 'mostly' or 'strongly' agree with the items

	Minnesota	Texas
Positive Work Impact	73%	78%
Negative Work Impact	19%	10%*
Positive Work Goals	73%	88%*
Future Work Expectations	82%	85%

* Indicates significant chi-square test ($p < .05$)



Motivation to Work State Comparisons

Perceived Employment Outlook Individual Items

“I see myself holding a paying job...”

	Minnesota	Texas
In the next year	85%	89%*
Two years from now	80%	86%*
Three years from now	77%	82%*

* Indicates significant chi-square test ($p < .05$)



The Addiction Research Institute
of the Center for Social Work Research
The University of Texas at Austin



The LEWIN GROUP
an INGENIX company



Minnesota Department of Human Services

The background of the slide features several faint, light-brown silhouettes of people in various poses, suggesting a crowd or a group of individuals. A large, white rectangular box with a thin brown border is centered on the page, containing the word "Summary" in a bold, black, sans-serif font.

Summary

Summary

- Many assume people with mental and physical illness are better off applying for disability to obtain secure, stable income
- Our research is demonstrating that people with mental and physical illness value and have high motivation to work, and view work as a vital part of their health & well-being
- Most Minnesota and Texas participants believe they will be working over the next three years although there is a small decline year to year
- The Texas, Minnesota, and other DMIE studies will provide important test of interventions ability to help motivated workers stay employed and off long-term disability



The Addiction Research Institute
of the Center for Social Work Research
The University of Texas at Austin



The LEWIN GROUP
an INGENIX company



Minnesota Department of Human Services

Thank You

Contact Information:

Thomas M. Bohman, Ph.D.
Research Scientist
Addiction Research Institute/GCATTC
Center for Social Work Research
University of Texas at Austin
1717 West 6th Street, Suite 335
Austin, TX 78703
Phone: (512) 232-0605
Fax: (512) 232-0613
bohman@mail.utexas.edu

Contact Information:

Karen W. Linkins, PhD
Vice President
The Lewin Group, Inc.
3130 Fairview Park Drive, Suite 800
Falls Church, VA 22042
Phone: 480-471-7516
Fax: 703-269-5501
E-mail: karen.linkins@lewin.com

