

HB 1697 Update

Collaborative Rural Texas Pediatric Telemedicine Pilot Program

Nora Belcher

e-HAC Vice-Chair

Executive Director, TX e-Health Alliance

December 6, 2018

HB 1697 Update

- Workgroup continues to meet and make progress
 - The required legislative report has been completed and is being routed for review
 - Work on the pilot sites is continuing
 - Navarro Regional Hospital is in the process of completing the contracting process and holding administrative meetings to prepare for implementation. The equipment is ready to go once the contracting and admin processes are complete. The team is aiming for December 1 or January 1 start date.
 - Peterson Regional Medical Center has begun a dialogue with the team about being a second pilot site
- HHSC LAR Exceptional Item #49 requests a total of \$5.76 million in all funds for the biennium for the program



Medicaid Telemedicine, Telehealth, and Telemonitoring Utilization

Erin McManus
Policy Advisor

**HHSC e-Health Advisory
Committee**

December 6, 2018



TEXAS
Health and Human
Services



TEXAS
Health and Human
Services

Overview of Presentation

Utilization and Demographic Trends

- Four year utilization, expenditure, and participation trends for telemedicine, telehealth, and telemonitoring services
- SFY 2017 common diagnoses treated using telemedicine and telehealth services
- SFY 2017 provider and client location data for telemedicine, telehealth, and telemonitoring services



TEXAS
Health and Human
Services

About the Data

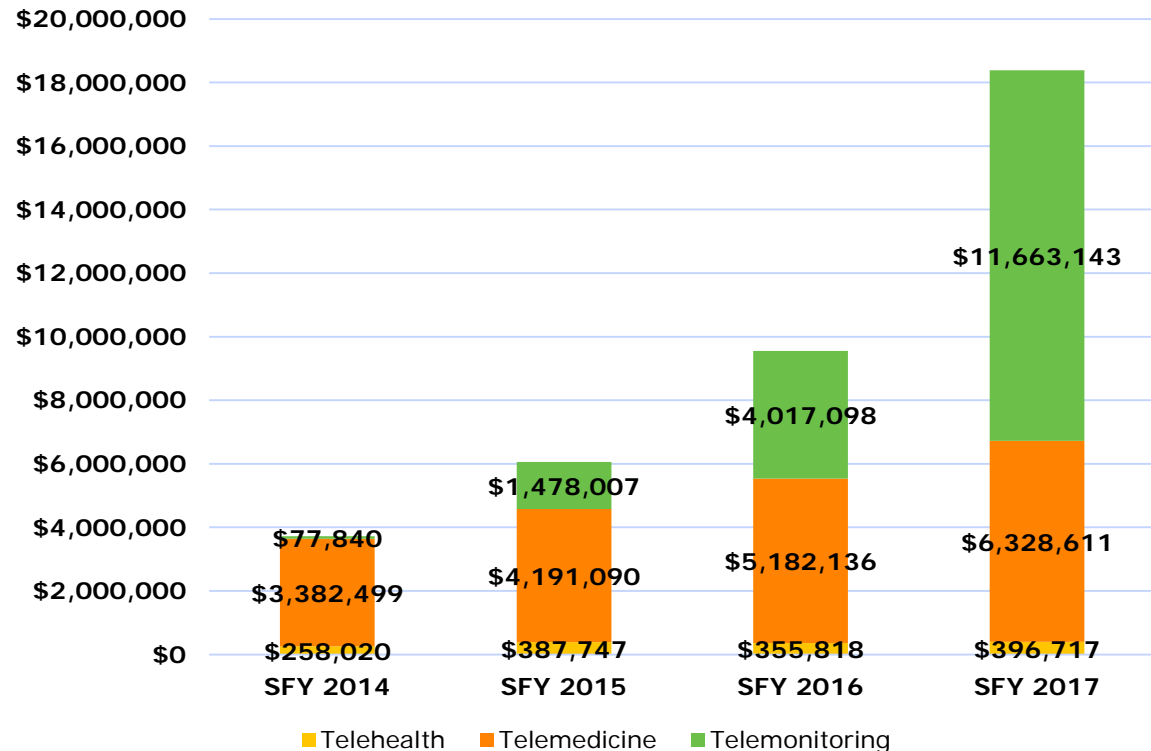
- A State Fiscal Year (SFY) is Sept. 1st to Aug. 31st.
- The same client can receive telemedicine, telehealth, or telemonitoring services.
- The same billing provider can deliver telemedicine, telehealth, or telemonitoring services.
- The same provider can deliver services in multiple counties.
- Telemonitoring visits represent individual reimbursements for equipment installation/set-up, daily monitoring services, and weekly data reviews.



TEXAS
Health and Human
Services

Overall Payments

Texas Medicaid payments for telemedicine, telehealth, and telemonitoring services increased 395 percent from SFY 2014 to 2017

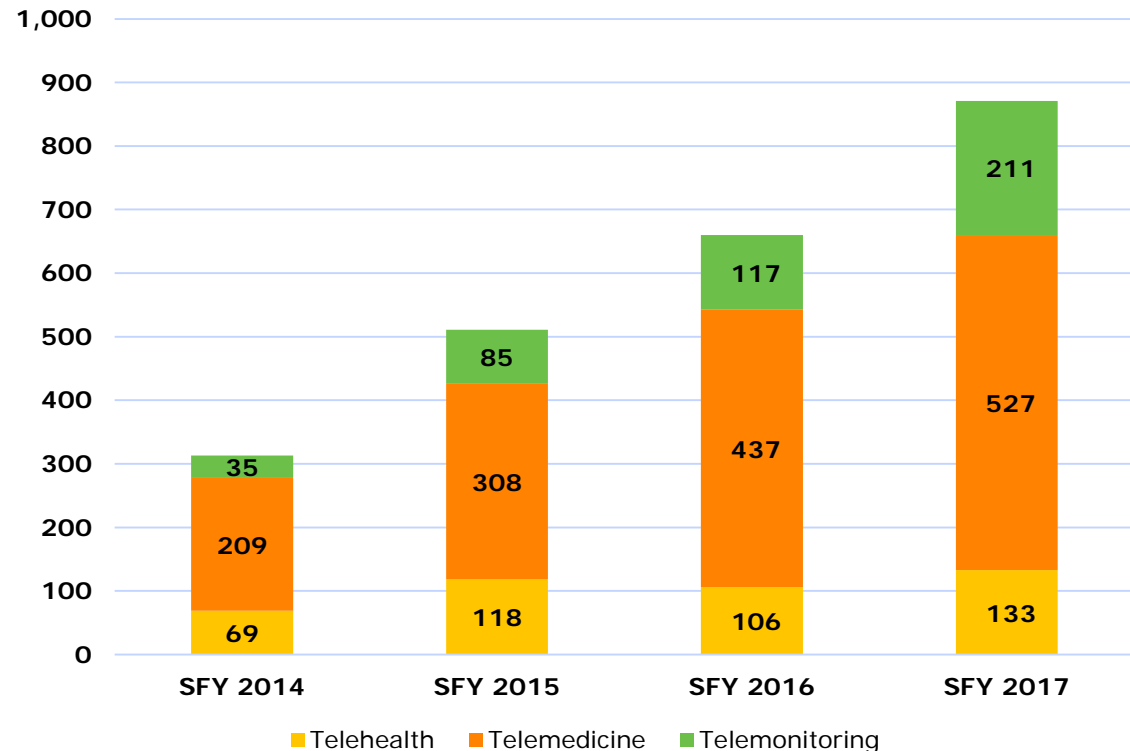




TEXAS
Health and Human
Services

Provider Increases

Providers of telemedicine, telehealth, and telemonitoring participating in Texas Medicaid increased 190 percent from SFY 2014 to 2017

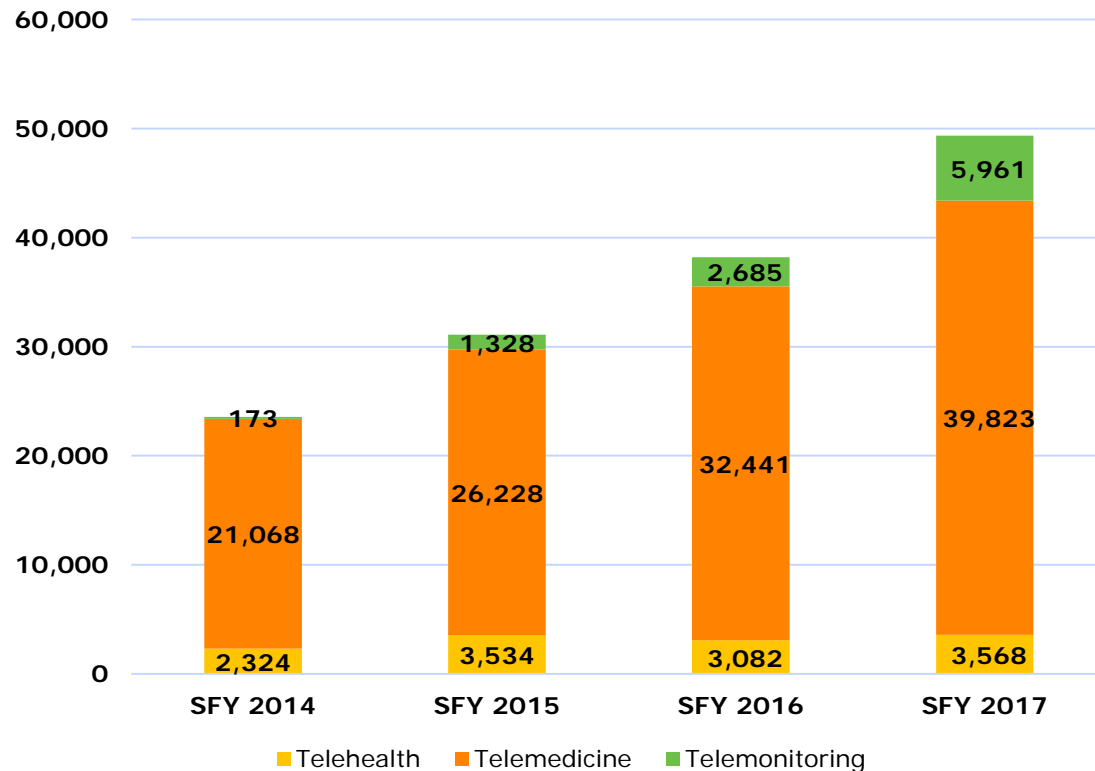




TEXAS
Health and Human
Services

Client Increases

Texas Medicaid clients receiving telemedicine, telehealth, and telemonitoring services increased 114 percent from SFY 2014 to 2017

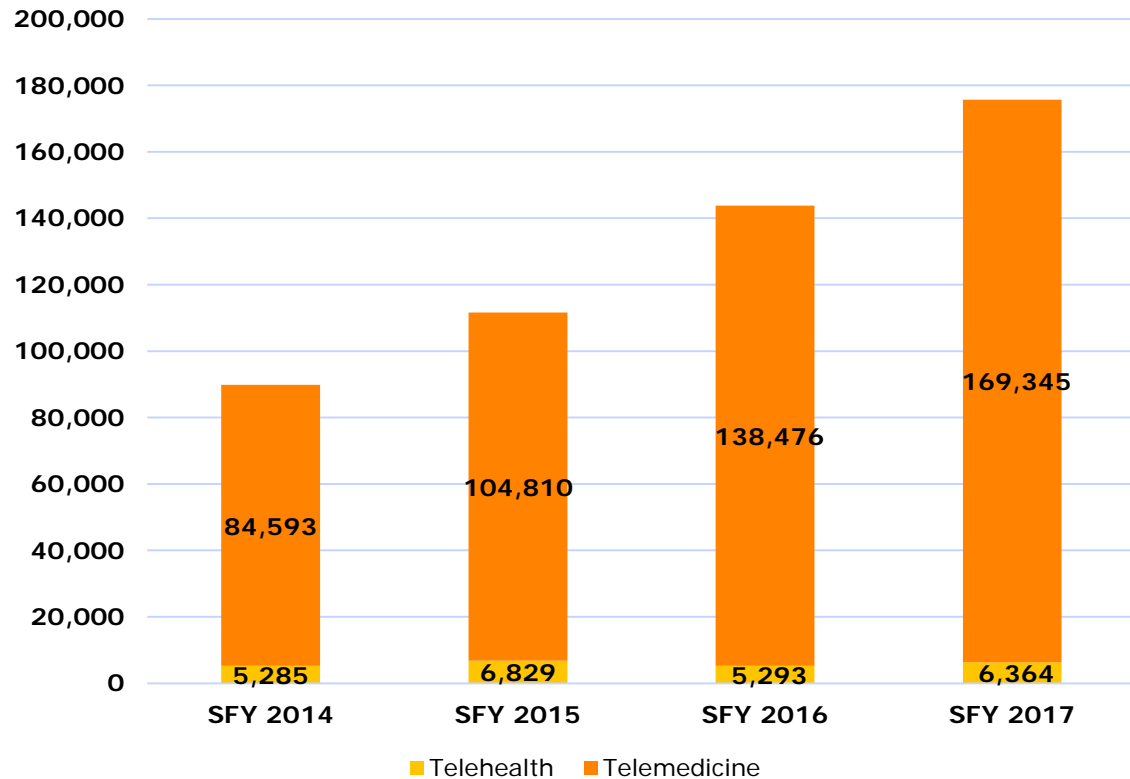




TEXAS
Health and Human
Services

Telemedicine & Telehealth Visits

Texas Medicaid telemedicine and telehealth visits increased 95 percent between SFY 2014 and 2017

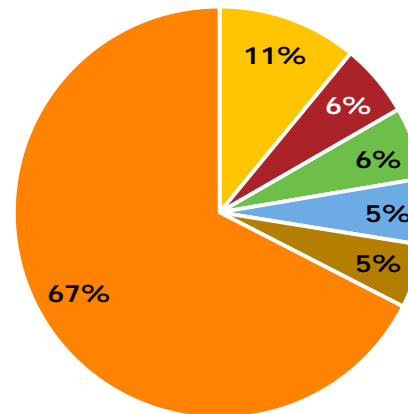




TEXAS
Health and Human
Services

Telemedicine Primary Diagnoses

Texas Medicaid telemedicine services were also frequently used to treat behavioral health conditions in SFY 2017



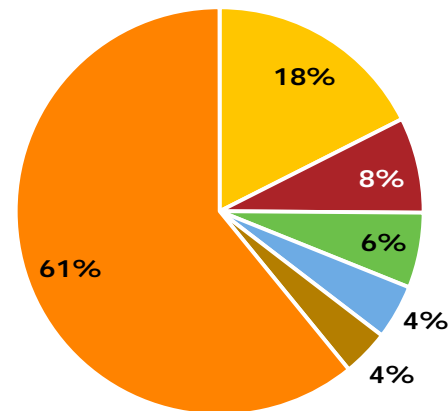
- Attention-deficit hyperactivity disorder
- Unspecified mood disorder
- Bipolar disorder
- Major depressive disorder
- Schizophrenia
- All other



TEXAS
Health and Human
Services

Telehealth Primary Diagnoses

Texas Medicaid telehealth services were frequently used to treat behavioral health conditions in SFY 2017



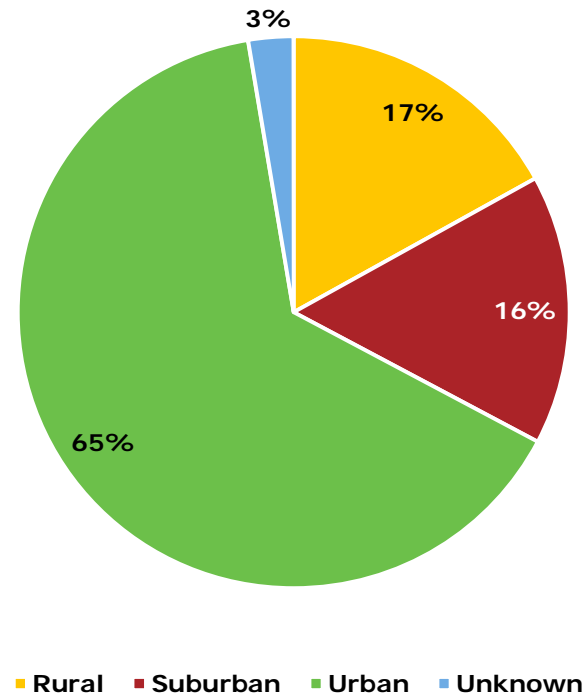
- Attention-deficit hyperactivity disorder
- Major depressive disorder
- Bipolar disorder
- Schizophrenia
- Oppositional defiant disorder
- All other



TEXAS
Health and Human
Services

Provider Locations

Sixty-five percent of Texas Medicaid telemedicine, telehealth, and telemonitoring service providers practiced in urban counties in SFY 2017

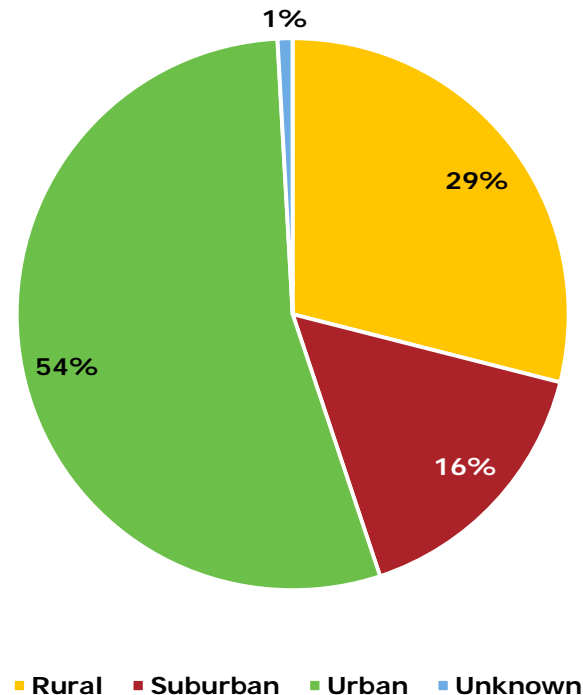




TEXAS
Health and Human
Services

Client Locations

Almost one-third of Texas Medicaid clients receiving a telemedicine, telehealth, or telemonitoring service lived in or were located in a rural county in SFY 2017





Questions

Erin McManus

Medical Benefits Policy

HHSC Medicaid/CHIP Services Department

Erin.McManus@hhsc.state.tx.us

512-462-6275